




That's magic




What's that smell...




"Coach"



Always stretch before Skittles




...then they cut it here...



Best Buds




The reenactment




Best Buds



Father & Son



Russ!



Rob!!



It's Tom



A Banker adding the Books!!



Father Skittlemas



Who wants to be the next Captain?

SKITTLERS.CO.UK

LIQUOR POKER LAND

2009/2010
SKITTLERS REPORT

Contents

Team Stats	3 – 5
Mark Bowditch	6 – 9
Robert Britton	10 – 13
Lee Chapman	14 – 17
Steve Clark	18 – 21
Lee Collett	22 – 25
Neil Dexter	26 – 29
Graeme Hyde	30 – 33
Adrian Tavener	34 – 37
League & Cup Results	38 – 42
Home & Away Record	43

SPARE BINGO

	Mark	Rob	Chap	Steve	Coll	Neil	Gra	Ade
9s	0	0	0	0	3	1	0	0
10	1	2	1	1	1	0	1	0
11	0	0	1	0	1	0	1	0
12	0	0	0	1	0	3	0	1
13	0	3	0	2	2	1	3	1
14	2	2	0	2	0	4	1	3
15	2	0	0	0	2	1	0	0
16	1	0	0	0	1	1	0	0
17	0	0	0	0	1	0	0	0
18	0	0	0	0	0	0	0	0

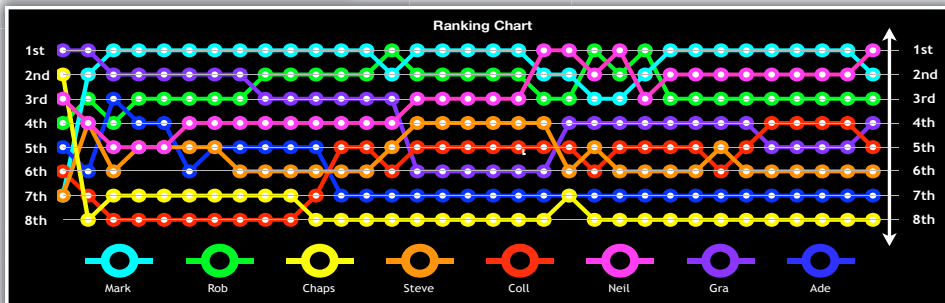
Team Stats

HIGHEST ROUGH SKITTLES	AVERAGES	RANK
Neil Dexter	44.83	1
Mark Bowditch	44.57	2
Rob Britton	44.10	3
Graeme Hyde	42.05	4
Lee Collett	41.90	5
Steve Clark	40.83	6
Ade Tavener	39.53	7
Lee Chapman	38.29	8

TOTAL GAMES	All Games	RANK	Rough
Neil Dexter	28	1	23
Lee Chapman	25	2	21
Lee Collett	24	3	20
Rob Britton	23	4	20
Graeme Hyde	23	4	20
Ade Tavener	23	4	19
Steve Clark	21	7	18
Mark Bowditch	14	8	14

TOTAL OVERALL	Rough Skittles	RANK
Neil Dexter	1031	1
Rob Britton	882	2
Graeme Hyde	841	3
Lee Collett	838	4
Lee Chapman	804	5
Ade Tavener	751	6
Steve Clark	735	7
Mark Bowditch	624	8

ALL COMPS	AVERAGES	RANK
Mark Bowditch	44.57	1
Neil Dexter	44.43	2
Rob Britton	43.74	3
Lee Collett	41.38	4
Graeme Hyde	41.13	5
Steve Clark	39.48	6
Ade Tavener	38.78	7
Lee Chapman	36.12	8



	1	2	3	4	5	6	7	8	9	10	11	12	13	14	15	16	17	18	19	20	21	22	23	24	25	26	27	28	29	30	31	32	33	34	35	36	37	38	39	40	41	42	43	44	45	46	47	48	49	50	51	52	53	54	55	56	57	58	59	60	61	62	63	64	65	66	67	68	69	70	71	72	73	74	75	76	77	78	79	80	81	82	83	84	85	86	87	88	89	90	91	92	93	94	95	96	97	98	99	100	101	102	103	104	105	106	107	108	109	110	111	112	113	114	115	116	117	118	119	120	121	122	123	124	125	126	127	128	129	130	131	132	133	134	135	136	137	138	139	140	141	142	143	144	145	146	147	148	149	150	151	152	153	154	155	156	157	158	159	160	161	162	163	164	165	166	167	168	169	170	171	172	173	174	175	176	177	178	179	180	181	182	183	184	185	186	187	188	189	190	191	192	193	194	195	196	197	198	199	200	201	202	203	204	205	206	207	208	209	210	211	212	213	214	215	216	217	218	219	220	221	222	223	224	225	226	227	228	229	230	231	232	233	234	235	236	237	238	239	240	241	242	243	244	245	246	247	248	249	250	251	252	253	254	255	256	257	258	259	260	261	262	263	264	265	266	267	268	269	270	271	272	273	274	275	276	277	278	279	280	281	282	283	284	285	286	287	288	289	290	291	292	293	294	295	296	297	298	299	300	301	302	303	304	305	306	307	308	309	310	311	312	313	314	315	316	317	318	319	320	321	322	323	324	325	326	327	328	329	330	331	332	333	334	335	336	337	338	339	340	341	342	343	344	345	346	347	348	349	350	351	352	353	354	355	356	357	358	359	360	361	362	363	364	365	366	367	368	369	370	371	372	373	374	375	376	377	378	379	380	381	382	383	384	385	386	387	388	389	390	391	392	393	394	395	396	397	398	399	400	401	402	403	404	405	406	407	408	409	410	411	412	413	414	415	416	417	418	419	420	421	422	423	424	425	426	427	428	429	430	431	432	433	434	435	436	437	438	439	440	441	442	443	444	445	446	447	448	449	450	451	452	453	454	455	456	457	458	459	460	461	462	463	464	465	466	467	468	469	470	471	472	473	474	475	476	477	478	479	480	481	482	483	484	485	486	487	488	489	490	491	492	493	494	495	496	497	498	499	500	501	502	503	504	505	506	507	508	509	510	511	512	513	514	515	516	517	518	519	520	521	522	523	524	525	526	527	528	529	530	531	532	533	534	535	536	537	538	539	540	541	542	543	544	545	546	547	548	549	550	551	552	553	554	555	556	557	558	559	560	561	562	563	564	565	566	567	568	569	570	571	572	573	574	575	576	577	578	579	580	581	582	583	584	585	586	587	588	589	590	591	592	593	594	595	596	597	598	599	600	601	602	603	604	605	606	607	608	609	610	611	612	613	614	615	616	617	618	619	620	621	622	623	624	625	626	627	628	629	630	631	632	633	634	635	636	637	638	639	640	641	642	643	644	645	646	647	648	649	650	651	652	653	654	655	656	657	658	659	660	661	662	663	664	665	666	667	668	669	670	671	672	673	674	675	676	677	678	679	680	681	682	683	684	685	686	687	688	689	690	691	692	693	694	695	696	697	698	699	700	701	702	703	704	705	706	707	708	709	710	711	712	713	714	715	716	717	718	719	720	721	722	723	724	725	726	727	728	729	730	731	732	733	734	735	736	737	738	739	740	741	742	743	744	745	746	747	748	749	750	751	752	753	754	755	756	757	758	759	760	761	762	763	764	765	766	767	768	769	770	771	772	773	774	775	776	777	778	779	780	781	782	783	784	785	786	787	788	789	790	791	792	793	794	795	796	797	798	799	800	801	802	803	804	805	806	807	808	809	810	811	812	813	814	815	816	817	818	819	820	821	822	823	824	825	826	827	828	829	830	831	832	833	834	835	836	837	838	839	840	841	842	843	844	845	846	847	848	849	850	851	852	853	854	855	856	857	858	859	860	861	862	863	864	865	866	867	868	869	870	871	872	873	874	875	876	877	878	879	880	881	882	883	884	885	886	887	888	889	890	891	892	893	894	895	896	897	898	899	900	901	902	903	904	905	906	907	908	909	910	911	912	913	914	915	916	917	918	919	920	921	922	923	924	925	926	927	928	929	930	931	932	933	934	935	936	937	938	939	940	941	942	943	944	945	946	947	948	949	950	951	952	953	954	955	956	957	958	959	960	961	962	963	964	965	966	967	968	969	970	971	972	973	974	975	976	977	978	979	980	981	982	983	984	985	986	987	988	989	990	991	992	993	994	995	996	997	998	999	1000
WON/LOST	W	W	L	L	L	L	L	W	L	L	L	B	B	L	W	L	L	L	W	L	W	L	W	B	L	L	W	W	L	W	L	W	L	W	L	W	L	W	L	W	L	W	L	W	L	W	L	W	L	W	L	W	L	W	L	W	L	W	L	W	L	W	L	W	L	W	L	W	L	W	L	W	L	W	L	W	L	W	L	W	L	W	L	W	L	W	L	W	L	W	L	W	L	W	L	W	L	W	L	W	L	W	L	W	L	W	L	W	L	W	L	W	L	W	L	W	L	W	L	W	L	W	L	W	L	W	L	W	L	W	L	W	L	W	L	W	L	W	L	W	L	W	L	W	L	W	L	W	L	W	L	W	L	W	L	W	L	W	L	W	L	W	L	W	L	W	L	W	L	W	L	W	L	W	L	W	L	W	L	W	L	W	L	W	L	W	L	W	L	W	L	W	L	W	L	W	L	W	L	W	L	W	L	W	L	W	L	W	L	W	L	W	L	W	L	W	L	W	L	W	L	W	L	W	L	W	L	W	L	W	L	W	L	W	L	W	L	W	L	W	L	W	L	W	L	W	L	W	L	W	L	W	L	W	L	W	L	W	L	W	L	W	L	W	L	W	L	W	L	W	L	W	L	W	L	W	L	W	L	W	L	W	L	W	L	W	L	W	L	W	L	W	L	W	L	W	L	W	L	W	L	W	L	W	L	W	L	W	L	W	L	W	L	W	L	W	L	W	L	W	L	W	L	W	L	W	L	W	L	W	L	W	L	W	L	W	L	W	L	W	L	W	L	W	L	W	L	W	L	W	L	W	L	W	L	W	L	W	L	W	L	W	L	W	L	W	L	W	L	W	L	W	L	W	L	W	L	W	L	W	L	W	L	W	L	W	L	W	L	W	L	W	L	W	L	W	L	W	L	W	L	W	L	W	L	W	L	W	L	W	L	W	L	W	L	W	L	W	L	W	L	W	L	W	L	W	L	W	L	W	L	W	L	W	L	W	L	W	L	W	L	W	L	W	L	W	L	W	L	W	L	W	L	W	L	W	L	W	L	W	L	W	L	W	L	W	L	W	L	W	L	W	L	W	L	W	L	W	L	W	L	W	L	W	L	W	L	W	L	W	L	W	L	W	L	W	L	W	L	W	L	W	L	W	L	W	L	W	L	W	L	W	L	W	L	W	L	W	L	W	L	W	L	W	L	W	L	W	L	W	L	W	L	W	L	W	L	W	L	W	L	W	L	W	L	W	L	W	L	W	L	W	L	W	L	W	L	W	L	W	L	W	L	W	L	W	L	W	L	W	L	W	L	W	L	W	L	W	L	W	L	W	L	W	L	W	L	W	L	W	L	W	L	W	L	W	L	W	L	W	L	W	L	W	L	W	L	W	L	W	L	W	L	W	L	W	L	W	L	W	L	W	L	W	L	W	L	W	L	W	L	W	L	W	L	W	L	W	L	W	L	W	L	W	L	W	L	W	L	W	L	W																																																																																																																																																																																																																																																																																																																																																												

Team Stats

HIGHEST OVERALL	SCORE	RANK
Mark Bowditch	60	1
Neil Dexter	59	2
Steve Clark	56	3
Rob Britton	56	3
Graeme Hyde	54	5
Lee Collett	51	6
Ade Tavener	50	7
Lee Chapman	46	8

TOKENS	WON	RANK
Lee Collett	56	1
Steve Clark	40	2
Mark Bowditch	34	3
Neil Dexter	31	4
Rob Britton	28	5
Ade Tavener	13	6
Graeme Hyde	0	7
Lee Chapman	0	7

MOST	SPARE	RANK
Neil Dexter	12	1
Lee Collett	11	2
Rob Britton	7	3
Mark Bowditch	6	4
Steve Clark	6	4
Graeme Hyde	6	4
Ade Tavener	5	7
Lee Chapman	2	8

HIGHEST SPARE	SPARE	RANK
Lee Collett	17	1
Mark Bowditch	16	2
Neil Dexter	16	2
Ade Tavener	14	4
Steve Clark	14	4
Graeme Hyde	14	4
Rob Britton	14	4
Lee Chapman	11	8



1ST HALF ROUGH PINS	TOTAL	RANK
Neil Dexter	520	1
Lee Collett	448	2
Rob Britton	423	3
Graeme Hyde	413	4
Lee Chapman	384	5
Steve Clark	369	6
Ade Tavener	360	7
Mark Bowditch	291	8

2ND HALF ROUGH PINS	TOTAL	RANK
Neil Dexter	613	1
Rob Britton	524	2
Graeme Hyde	484	3
Lee Chapman	477	4
Lee Collett	473	5
Ade Tavener	473	6
Steve Clark	402	7
Mark Bowditch	333	8

NUMBER OF	Top Scorer	Rank	2nd	3rd	4th	5th	6th
Rob Britton	7	1	2	4	6	1	0
Neil Dexter	7	1	6	4	3	3	0
Mark Bowditch	5	3	3	3	4	0	0
Lee Collett	5	3	5	3	0	4	3
Steve Clark	4	5	1	4	3	4	4
Graeme Hyde	4	5	3	5	3	1	4
Lee Chapman	2	7	0	3	4	4	7
Ade Tavener	1	8	4	1	1	8	3

Player Stats

Mark Bowditch



Ranking Position Rough Skittles

2

Total Games Played
Rough Skittles - **14**

Overall Average
Rough Skittles - **44.57**

Ranking Position All Comps

1

Total Games Played
All Comps - **14**

Overall Average
All Comps - **44.57**



Main Stats

Pins	Total hit
0	0
1	0
2	2
3	1
4	4
5	9
6	11
7	16
8	21
9	14
9s	0
10	1
11	0
12	0
13	0
14	2
15	2
16	1
17	0
18	0

Highest Score This Season - All Games	60
Lowest Score This Season - All Games	39
Number of Spares this Season - All Games	6
Highest Single Hand Score - All Games	16
Highest Scratchings Score - All Games	28
Lowest Scratchings Score - All Games	16
Total Number of Pins Hit - League - Stan Sparks	624
Total Number of Pins Hit - All Competitions	624
Total Games Played and WON	4
Total Games Played and LOST	9
Total Games Played and DRAWN	0
Total Number of 1st Half Pins Hit Rough	291
Total Number of 2nd Half Pins Hit Rough	333
Total Number of 1st Half Pins Hit All Comps	291
Total Number of 2nd Half Pins Hit All Comps	333
Token Paid	14
Tokens Won	34
Total Number of Games Played	14
Overall Average	44.57
League Games Home Win	2
League Games Home Lost	3
League Games Away Win	1
League Games Away Lost	6
League Games Home Draw	0
League Games Away Draw	0
Stan Sparks Played Home Win	0
Stan Sparks Played Home Lost	0
Stan Sparks Played Away Win	0
Stan Sparks Played Away Lost	0
Nomination Played Home Win	1
Nomination Played Home Lost	0
Nomination Played Away Win	0
Nomination Played Away Lost	0
Presidents Cup Played Home Win	0
Presidents Cup Played Home Lost	0
Presidents Cup Played Away Win	0
Presidents Cup Played Away Lost	0

Player Stats

Mark Bowditch

continued

Game	1	2	3	4	5	6	TOTAL	1st half	2nd half	Won/lost	Tote	Av	Rank
Stan Sparks RD1												0.00	-7
League Game 1	8	6	7	9	8	9	47	21	26	L-HW		47.00	-2
League Game 2	5	8	9	5	15	8	50	22	28	L-AW	20	48.50	-1
League Game 3												48.50	-1
Stan Sparks RD2												48.50	-1
League Game 4												48.50	-1
League Game 5	6	5	8	9	4	9	41	19	22	L-HL		46.00	-1
League Game 6	7	6	8	7	7	5	40	21	19	L-AL		44.50	-1
League Game 7	5	8	8	4	9	6	40	21	19	L-HL		43.60	-1
Stan Sparks RD3												43.60	-1
League Game 8												43.60	-1
League Game 9												43.60	-1
Stan Sparks QF												43.60	-1
League Game 10	3	7	8	8	6	7	39	18	21	L-AL		42.83	-2
League Game 11	7	9	8	5	9	6	44	24	20	L-AL		43.00	-1
League Game 12												43.00	-1
Stan Sparks SF												43.00	-1
League Game 13												43.00	-1
Stan Sparks F												43.00	-1
League Game 14												43.00	-2
League Game 15	8	4	8	8	8	5	41	20	21	L-HL		42.75	-2
League Game 16	2	9	5	6	10	9	41	16	25	L-AL		42.56	-3
League Game 17												42.56	-3
League Game 18	14	6	8	15	9	8	60	28	32	L-AL	7	44.30	-2
League Game 19	6	7	9	16	14	6	58	22	36	L-HW	7	45.55	-1
League Game 20	7	7	2	9	7	8	40	16	24	L-AL		45.08	-1
League Game 21												45.08	-1
League Game 22												45.08	-1
League Game 23												45.08	-1
League Game 24												45.08	-1
League Game 25												45.08	-1
League Game 26	5	7	7	8	8	4	39	19	20	L-HL		44.62	-1
League Game 27	7	9	8	7	6	7	44	24	20	L-AL		44.57	-2
Hand Average	6.43	7.00	7.36	8.29	8.57	6.93	44.57	20.79	24.42		34		

Span Sparks	1	2	3	4	5	6	TOTAL	1st half	2nd Half	Won/ Lost	Tote		
Span Sparks RD1													
Span Sparks RD2													
Span Sparks RD3													
League Game Q													
League Game S													
League Game F													
Hand Average	0.00	0.00	0.00	0.00	0.00	0.00	0.00	0.00	0.00		0		

Nomination	1	2	3	4	5	6	TOTAL	1st half	2nd half	Won/ Lost	Tote		
Pairs Cup													
Nomination RD1										N-HW			
Nomination RD2													
Nomination RD3													
Nomination Q													
Nomination S													
Nomination F													
Hand Average	0.00	0.00	0.00	0.00	0.00	0.00	0.00	0.00	0.00		0		

Presidents Cup	1	2	3	4	5	6	TOTAL	1st half	2nd half	Won/ Lost	Tote		
Presidents RD1													
Presidents RD2													
Presidents RD3													
Presidents Q													
Presidents S													
Presidents F													
Hand Average	0.00	0.00	0.00	0.00	0.00	0.00	0.00	0.00	0.00		0		

Grand Totals for Normal Games	1	2	3	4	5	6	TOTAL	1st half	2nd half		Tote	Av	
Total Pins on Each Hand	90	98	103	116	120	97	624	291	333		34	44.57	
GAMES PLAYED	14												
Grand Total Pins on Each Hand	90	98	103	116	120	97							
Grand Totals for ALL Games	14						624	291	333		34	44.57	





10

LIQORP^{AND}KER

SEASON 2009/10

Player Stats

Rob Britton



Ranking Position Rough Skittles

3

Total Games Played
Rough Skittles - **20**

Overall Average
Rough Skittles - **44.10**

Ranking Position All Comps

3

Total Games Played
All Comps - **23**

Overall Average
All Comps - **43.74**



Main Stats

Pins	Total hit
0	0
1	0
2	1
3	3
4	7
5	12
6	19
7	26
8	43
9	20
9s	0
10	2
11	0
12	0
13	3
14	2
15	0
16	0
17	0
18	0

Highest Score This Season - All Games	56
Lowest Score This Season - All Games	34
Number of Spares this Season - All Games	7
Highest Single Hand Score - All Games	14
Highest Scratchings Score - All Games	29
Lowest Scratchings Score - All Games	15
Total Number of Pins Hit - League - Stan Sparks	882
Total Number of Pins Hit - All Competitions	1006
Total Games Played and WON	7
Total Games Played and LOST	12
Total Games Played and DRAWN	0
Total Number of 1st Half Pins Hit Rough	423
Total Number of 2nd Half Pins Hit Rough	524
Total Number of 1st Half Pins Hit All Comps	482
Total Number of 2nd Half Pins Hit All Comps	524
Token Paid	23
Tokens Won	28
Total Number of Games Played	23
Overall Average	43.74
League Games Home Win	2
League Games Home Lost	4
League Games Away Win	2
League Games Away Lost	6
League Games Home Draw	0
League Games Away Draw	0
Stan Sparks Played Home Win	0
Stan Sparks Played Home Lost	0
Stan Sparks Played Away Win	0
Stan Sparks Played Away Lost	1
Nomination Played Home Win	2
Nomination Played Home Lost	1
Nomination Played Away Win	0
Nomination Played Away Lost	0
Presidents Cup Played Home Win	1
Presidents Cup Played Home Lost	0
Presidents Cup Played Away Win	0
Presidents Cup Played Away Lost	0

Player Stats

Rob Britton continued

Game	1	2	3	4	5	6	TOTAL	1st half	2nd half	Won/lost	Tote	Av	Rank
Stan Sparks RD1	7	8	7	8	5	8	43	22	21	S-AL		43.00	-4
League Game 1	7	8	3	8	8	10	44	18	26	L-HW		43.50	-3
League Game 2	7	9	6	8	8	8	46	22	24	L-AW		44.33	-4
League Game 3	8	6	4	5	6	7	36	18	18	L-HL		42.25	-3
Stan Sparks RD2												42.25	-3
League Game 4												42.25	-3
League Game 5	5	9	7	6	4	7	38	21	17	L-HL		41.40	-3
League Game 6	9	6	7	9	7	9	47	22	25	L-AL		42.33	-3
League Game 7												42.33	-2
Stan Sparks RD3												42.33	-2
League Game 8	6	8	7	8	8	9	46	21	25	L-AW		42.86	-2
League Game 9	9	7	7	6	8	6	43	23	20	L-HL		42.88	-2
Stan Sparks QF												42.88	-2
League Game 10												42.88	-1
League Game 11	6	8	8	7	5	9	43	22	21	L-AL		42.89	-2
League Game 12												42.89	-2
Stan Sparks SF												42.89	-2
League Game 13	4	4	9	8	5	8	38	17	21	L-AL		42.40	-2
Stan Sparks F												42.40	-2
League Game 14												42.40	-3
League Game 15	5	9	8	8	8	7	45	22	23	L-HL		42.64	-3
League Game 16	9	7	13	8	9	8	54	29	25	L-AL	21	43.58	-1
League Game 17												43.58	-2
League Game 18	7	8	6	14	13	8	56	21	35	L-AL		44.54	-1
League Game 19	7	8	5	5	8	7	40	20	20	L-HW		44.21	-3
League Game 20	14	5	5	8	9	3	44	24	20	L-AL		44.20	-3
League Game 21												44.20	-3
League Game 22	2	6	8	8	6	4	34	16	18	L-AL		43.56	-3
League Game 23	7	7	6	8	7	9	44	20	24	L-HW		43.59	-3
League Game 24	7	8	8	10	8	8	49	23	26	L-HW		43.89	-3
League Game 25												43.89	-3
League Game 26	6	8	9	13	9	5	50	23	27	L-HL	7	44.21	-3
League Game 27	4	8	7	6	8	9	42	19	23	L-AL		44.10	-3
Hand Average	6.80	7.35	7.00	8.05	7.45	7.45	44.10	21.15	22.73		28		

Span Sparks	1	2	3	4	5	6	TOTAL	1st half	2nd Half	Won/ Lost	Tote	Av	Rank
Span Sparks RD1	7	8	7	8	5	8	43	22	21	S-AL			
Span Sparks RD2													
Span Sparks RD3													
League Game Q													
League Game S													
League Game F													
Hand Average	7.00	8.00	7.00	8.00	5.00	8.00	43.00	22.00	21.00		0		

Nomination	1	2	3	4	5	6	TOTAL	1st half	2nd half	Won/ Lost	Tote	Av	Rank
Pairs Cup													
Nomination RD1										N-HW			
Nomination RD2	5	4	6	9	8	8	40	15	25	N-HW		40.00	0
Nomination RD3													
Nomination Q	8	3	9	7	6	7	40	20	20	N-HL		40.00	0
Nomination S													
Nomination F													
Hand Average	6.50	3.50	7.50	8.00	7.00	7.50	40.00	17.50	22.50		0		

Presidents Cup	1	2	3	4	5	6	TOTAL	1st half	2nd half	Won/ Lost	Tote	Av	Rank
Presidents RD1	7	8	9	6	6	8	44	24	20	P-HW		44	0
Presidents RD2													
Presidents RD3													
Presidents Q													
Presidents S													
Presidents F													
Hand Average	7.00	8.00	9.00	6.00	6.00	8.00	44.00	24.00	20.00		0		

Grand Totals for Normal Games	1	2	3	4	5	6	TOTAL	1st half	2nd half		Tote	Av	
Total Pins on Each Hand	136	147	140	161	149	149	882	423	459		28	44.10	
GAMES PLAYED	20												
Grand Total Pins on Each Hand	156	162	164	183	169	172							
Grand Totals for ALL Games	23						1006	482	524		28	43.74	

Player Stats

Lee Chapman


Ranking Position
Rough Skittles
8

 Total Games Played
 Rough Skittles - **21**

 Overall Average
 Rough Skittles - **38.29**
Ranking Position
All Comps
8

 Total Games Played
 All Comps - **25**

 Overall Average
 All Comps - **36.12**


Main Stats

Pins	Total hit
0	4
1	1
2	4
3	7
4	9
5	23
6	40
7	28
8	23
9	9
9s	0
10	1
11	1
12	0
13	0
14	0
15	0
16	0
17	0
18	0

Highest Score This Season - All Games	46
Lowest Score This Season - All Games	19
Number of Spares this Season - All Games	2
Highest Single Hand Score - All Games	11
Highest Scratchings Score - All Games	24
Lowest Scratchings Score - All Games	4
Total Number of Pins Hit - League - Stan Sparks	804
Total Number of Pins Hit - All Competitions	903
Total Games Played and WON	9
Total Games Played and LOST	14
Total Games Played and DRAWN	0
Total Number of 1st Half Pins Hit Rough	384
Total Number of 2nd Half Pins Hit Rough	477
Total Number of 1st Half Pins Hit All Comps	426
Total Number of 2nd Half Pins Hit All Comps	477
Token Paid	25
Tokens Won	0
Total Number of Games Played	25
Overall Average	36.12
League Games Home Win	3
League Games Home Lost	5
League Games Away Win	3
League Games Away Lost	6
League Games Home Draw	0
League Games Away Draw	0
Stan Sparks Played Home Win	0
Stan Sparks Played Home Lost	0
Stan Sparks Played Away Win	0
Stan Sparks Played Away Lost	1
Nomination Played Home Win	2
Nomination Played Home Lost	1
Nomination Played Away Win	0
Nomination Played Away Lost	0
Presidents Cup Played Home Win	1
Presidents Cup Played Home Lost	0
Presidents Cup Played Away Win	0
Presidents Cup Played Away Lost	1

Player Stats

Lee Chapman

continued

Game	1	2	3	4	5	6	TOTAL	1st half	2nd half	Won/lost	Tote	Av	Rank
Stan Sparks RD1	7	8	9	9	6	7	46	24	22	S-AL		46.00	-2
League Game 1	3	5	5	6	4	7	30	13	17	L-HW		38.00	-8
League Game 2	8	6	8	7	7	9	45	22	23	L-AW		40.33	-7
League Game 3	4	3	6	4	6	5	28	13	15	L-HL		37.25	-7
Stan Sparks RD2												37.25	-7
League Game 4	6	7	4	5	11	9	42	17	25	L-AL		38.20	-7
League Game 5	6	6	3	8	5	5	33	15	18	L-HL		37.33	-7
League Game 6	5	7	6	6	5	7	36	18	18	L-AL		37.14	-7
League Game 7												37.14	-7
Stan Sparks RD3												37.14	-7
League Game 8	8	6	9	6	8	8	45	23	22	L-AW		38.13	-8
League Game 9	5	7	4	7	6	2	31	16	15	L-HL		37.33	-8
Stan Sparks QF												37.33	-8
League Game 10	6	7	6	5	6	5	35	19	16	L-AL		37.10	-8
League Game 11	6	7	6	10	7	6	42	19	23	L-AL		37.55	-8
League Game 12												37.55	-8
Stan Sparks SF												37.55	-8
League Game 13												37.55	-8
Stan Sparks F												37.55	-8
League Game 14	6	6	7	7	7	6	39	19	20	L-AW		37.67	-8
League Game 15	6	8	6	8	8	6	42	20	22	L-HL		38.00	-7
League Game 16	6	4	7	7	6	7	37	17	20	L-AL		37.93	-8
League Game 17	8	9	6	6	7	7	43	23	20	L-HL		38.27	-8
League Game 18	8	7	7	8	8	6	44	22	22	L-AL		38.63	-8
League Game 19	5	8	8	4	6	5	36	21	15	L-HW		38.47	-8
League Game 20												38.47	-8
League Game 21	3	5	8	8	9	9	42	16	26	L-HW		38.67	-8
League Game 22	5	5	0	6	5	6	27	10	17	L-AL		38.05	-8
League Game 23												38.05	-8
League Game 24	7	8	5	7	7	8	42	20	22	L-HW		38.25	-8
League Game 25												38.25	-8
League Game 26	5	5	7	8	6	8	39	17	22	L-HL		38.29	-8
League Game 27												38.29	-8
Hand Average	5.86	6.38	6.05	6.76	6.67	6.57	38.29	18.29	19.94		0		

Span Sparks	1	2	3	4	5	6	TOTAL	1st half	2nd Half	Won/ Lost	Tote	Av	Rank
Span Sparks RD1	7	8	9	9	6	7	46	24	22	S-AL		46	-7
Span Sparks RD2													
Span Sparks RD3													
League Game Q													
League Game S													
League Game F													
Hand Average	7.00	8.00	9.00	9.00	6.00	7.00	46.00	24.00	22.00		0		


Nomination	1	2	3	4	5	6	TOTAL	1st half	2nd half	Won/ Lost	Tote	Av	Rank
Pairs Cup													
Nomination RD1										N-HW			
Nomination RD2	9	0	5	5	3	5	27	14	13	N-HW		27.00	0
Nomination RD3													
Nomination Q	3	0	1	2	6	8	20	4	16	N-HL		23.50	0
Nomination S													
Nomination F													
Hand Average	6.00	0.00	3.00	3.50	4.50	6.50	23.50	9.00	14.50		0		

Presidents Cup	1	2	3	4	5	6	TOTAL	1st half	2nd half	Won/ Lost	Tote	Av	Rank
Presidents RD1	4	6	6	6	7	4	33	16	17	P-HW		33	0
Presidents RD2	2	0	6	6	3	2	19	8	11	P-AL		26	0
Presidents RD3													
Presidents Q													
Presidents S													
Presidents F													
Hand Average	3.00	3.00	6.00	6.00	5.00	3.00	26.00	12.00	14.00		0		

Grand Totals for Normal Games	1	2	3	4	5	6	TOTAL	1st half	2nd half		Tote	Av	
Total Pins on Each Hand	123	134	127	142	140	138	804	384	420		0	38.29	
GAMES PLAYED	21												
Grand Total Pins on Each Hand	141	140	145	161	159	157							
Grand Totals for ALL Games	25						903	426	477		0	36.12	

Player Stats


Steve Clark


Ranking Position
Rough Skittles
6

 Total Games Played
 Rough Skittles - **18**

 Overall Average
 Rough Skittles - **40.83**
Ranking Position
All Comps
6

 Total Games Played
 All Comps - **21**

 Overall Average
 All Comps - **39.48**


Main Stats

Pins	Total hit
0	3
1	0
2	2
3	2
4	12
5	17
6	20
7	30
8	26
9	8
9s	0
10	1
11	0
12	1
13	2
14	2
15	0
16	0
17	0
18	0

Highest Score This Season - All Games	56
Lowest Score This Season - All Games	24
Number of Spares this Season - All Games	6
Highest Single Hand Score - All Games	14
Highest Scratchings Score - All Games	34
Lowest Scratchings Score - All Games	16
Total Number of Pins Hit - League - Stan Sparks	735
Total Number of Pins Hit - All Competitions	829
Total Games Played and WON	7
Total Games Played and LOST	11
Total Games Played and DRAWN	0
Total Number of 1st Half Pins Hit Rough	369
Total Number of 2nd Half Pins Hit Rough	402
Total Number of 1st Half Pins Hit All Comps	427
Total Number of 2nd Half Pins Hit All Comps	402
Token Paid	21
Tokens Won	40
Total Number of Games Played	21
Overall Average	39.48
League Games Home Win	2
League Games Home Lost	4
League Games Away Win	3
League Games Away Lost	5
League Games Home Draw	0
League Games Away Draw	0
Stan Sparks Played Home Win	0
Stan Sparks Played Home Lost	0
Stan Sparks Played Away Win	0
Stan Sparks Played Away Lost	0
Nomination Played Home Win	2
Nomination Played Home Lost	1
Nomination Played Away Win	0
Nomination Played Away Lost	0
Presidents Cup Played Home Win	0
Presidents Cup Played Home Lost	0
Presidents Cup Played Away Win	0
Presidents Cup Played Away Lost	1

Player Stats

Steve Clark continued

Game	1	2	3	4	5	6	TOTAL	1st half	2nd half	Won/lost	Tote	Av	Rank
Stan Sparks RD1												0.00	-7
League Game 1	4	12	6	7	6	8	43	22	21	L-HW		43.00	-4
League Game 2	8	6	7	6	8	5	40	21	19	L-AW		41.50	-6
League Game 3												41.50	-5
Stan Sparks RD2												41.50	-5
League Game 4	4	5	7	9	6	7	38	16	22	L-AL		40.33	-5
League Game 5	8	6	7	8	5	6	40	21	19	L-HL		40.25	-5
League Game 6	7	4	6	7	5	8	37	17	20	L-AL		39.60	-6
League Game 7	5	8	4	4	6	5	32	17	15	L-HL		38.33	-6
Stan Sparks RD3												38.33	-6
League Game 8	8	7	7	8	7	9	46	22	24	L-AW		39.43	-6
League Game 9	6	6	6	10	5	7	40	18	22	L-HL		39.50	-6
Stan Sparks QF												39.50	-6
League Game 10	7	14	13	7	7	8	56	34	22	L-AL	12	41.33	-5
League Game 11												41.33	-4
League Game 12												41.33	-4
Stan Sparks SF												41.33	-4
League Game 13	8	9	5	5	8	7	42	22	20	L-AL		41.40	-4
Stan Sparks F												41.40	-4
League Game 14	5	7	8	6	9	7	42	20	22	L-AW		41.45	-4
League Game 15	8	4	6	9	5	8	40	18	22	L-AL		41.33	-6
League Game 16												41.33	-5
League Game 17	8	7	6	6	5	5	37	21	16	L-HL		41.00	-6
League Game 18												41.00	-6
League Game 19												41.00	-6
League Game 20												41.00	-6
League Game 21	8	7	9	14	7	7	52	24	28	L-HW	15	41.79	-5
League Game 22	5	4	9	5	2	4	29	18	11	L-AL		40.93	-6
League Game 23	4	8	8	4	8	13	45	20	25	L-HW		41.19	-6
League Game 24	7	6	7	7	7	5	39	20	19	L-HW		41.06	-6
League Game 25												41.06	-6
League Game 26	4	8	6	6	5	8	37	18	19	L-HL		40.83	-6
League Game 27												40.83	-6
Hand Average	6.33	7.11	7.06	7.11	6.17	7.06	40.83	20.50	20.86		27		

Span Sparks	1	2	3	4	5	6	TOTAL	1st half	2nd Half	Won/ Lost	Tote	Av	Rank
Span Sparks RD1													
Span Sparks RD2													
Span Sparks RD3													
League Game Q													
League Game S													
League Game F													
Hand Average	0.00	0.00	0.00	0.00	0.00	0.00	0.00	0.00	0.00		0		

Nomination	1	2	3	4	5	6	TOTAL	1st half	2nd half	Won/ Lost	Tote	Av	Rank
Pairs Cup													
Nomination RD1										N-HW			
Nomination RD2	7	9	7	8	7	0	38	23	15	N-HW		38.00	0
Nomination RD3													
Nomination Q	4	7	8	2	3	0	24	19	5	N-HL		31.00	0
Nomination S													
Nomination F													
Hand Average	5.50	8.00	7.50	5.00	5.00	0.00	31.00	21.00	10.00		0		


Presidents Cup	1	2	3	4	5	6	TOTAL	1st half	2nd half	Won/ Lost	Tote	Av	Rank
Presidents RD1											13		
Presidents RD2	6	3	7	8	8	0	32	16	16	P-AL		32	0
Presidents RD3													
Presidents Q													
Presidents S													
Presidents F													
Hand Average	6.00	3.00	7.00	8.00	8.00	0.00	32.00	16.00	16.00		13		

Grand Totals for Normal Games	1	2	3	4	5	6	TOTAL	1st half	2nd half		Tote	Av	
Total Pins on Each Hand	114	128	127	128	111	127	735	369	366		27	40.83	
GAMES PLAYED	18												
Grand Total Pins on Each Hand	131	147	149	146	129	127							
Grand Totals for ALL Games	21						829	427	402		40	39.48	


Player Stats

Lee Collett

CAPTAIN


Ranking Position
Rough Skittles
5
 Total Games Played
 Rough Skittles - **20**

 Overall Average
 Rough Skittles - **41.90**
Ranking Position
All Comps
4
 Total Games Played
 All Comps - **24**

 Overall Average
 All Comps - **41.38**


Main Stats

Pins	Total hit
0	3
1	0
2	1
3	4
4	10
5	19
6	27
7	24
8	28
9	17
9s	3
10	1
11	1
12	0
13	2
14	0
15	2
16	1
17	1
18	0

Highest Score This Season - All Games	51
Lowest Score This Season - All Games	29
Number of Spares this Season - All Games	11
Highest Single Hand Score - All Games	17
Highest Scratchings Score - All Games	30
Lowest Scratchings Score - All Games	12
Total Number of Pins Hit - League - Stan Sparks	838
Total Number of Pins Hit - All Competitions	993
Total Games Played and WON	7
Total Games Played and LOST	14
Total Games Played and DRAWN	0
Total Number of 1st Half Pins Hit Rough	448
Total Number of 2nd Half Pins Hit Rough	473
Total Number of 1st Half Pins Hit All Comps	520
Total Number of 2nd Half Pins Hit All Comps	473
Token Paid	24
Tokens Won	56
Total Number of Games Played	24
Overall Average	41.38
League Games Home Win	2
League Games Home Lost	5
League Games Away Win	2
League Games Away Lost	6
League Games Home Draw	0
League Games Away Draw	0
Stan Sparks Played Home Win	0
Stan Sparks Played Home Lost	0
Stan Sparks Played Away Win	0
Stan Sparks Played Away Lost	1
Nomination Played Home Win	2
Nomination Played Home Lost	1
Nomination Played Away Win	0
Nomination Played Away Lost	0
Presidents Cup Played Home Win	1
Presidents Cup Played Home Lost	0
Presidents Cup Played Away Win	0
Presidents Cup Played Away Lost	1

Player Stats

Lee Collett continued

Game	1	2	3	4	5	6	TOTAL	1st half	2nd half	Won/lost	Tote	Av	Rank
Stan Sparks RD1	6	7	8	7	5	6	39	21	18	S-AL		39.00	-6
League Game 1												39.00	-7
League Game 2												39.00	-8
League Game 3	6	4	8	5	3	6	32	18	14	L-HL		35.50	-8
Stan Sparks RD2												35.50	-8
League Game 4		15	6	5	6	0	41		11	L-AL		37.33	-8
League Game 5	4	5	3	7	6	4	29	12	17	L-HL		35.25	-8
League Game 6												35.25	-8
League Game 7	9	10	6	6	5	7	43	25	18	L-HL		36.80	-8
Stan Sparks RD3												36.80	-8
League Game 8	7	5	17	6	6	9	50	29	21	L-AW	41	39.00	-7
League Game 9	4	9	9		9	6		22		L-HL		40.00	-5
Stan Sparks QF												40.00	-5
League Game 10	7	8	4	9	8	7	43	19	24	L-AL		40.38	-6
League Game 11	7	7	11	9	9	5	48	25	23	L-AL		41.22	-5
League Game 12												41.22	-5
Stan Sparks SF												41.22	-5
League Game 13	7	6	7	7	5	5	37	20	17	L-AL		40.80	-5
Stan Sparks F												40.80	-5
League Game 14	8	8	13	5	5	8	47	29	18	L-AW		41.36	-5
League Game 15												41.36	-5
League Game 16	6	7	9	4	8	4	38	22	16	L-AL		41.08	-6
League Game 17	5	8	8	9	8	5	43	21	22	L-HL		41.23	-5
League Game 18												41.23	-5
League Game 19	5	13	9	3	8	6	44	27	17	L-HW		41.43	-5
League Game 20	6	8	6	7	8	8	43	20	23	L-AL		41.53	-5
League Game 21	7	8	7	6	6	7	41	22	19	L-HW		41.50	-6
League Game 22												41.50	-5
League Game 23	8	6	15	9	8	5	51	29	22	L-HW	15	42.06	-4
League Game 24	8	7	6	9	8			21		L-HW		42.33	-4
League Game 25												42.33	-4
League Game 26	6	8	5	4	7	7	37	19	18	L-HL		42.05	-4
League Game 27	3	8	6	8	7	7	39	17	22	L-AL		41.90	-5
Hand Average	6.40	7.85	8.15	6.70	6.75	6.05	41.90	22.40	18.88		56		

Span Sparks	1	2	3	4	5	6	TOTAL	1st half	2nd Half	Won/ Lost	Tote	Av	Rank
Span Sparks RD1	6	7	8	7	5	6	39	21	18	S-AL		39	-6
Span Sparks RD2													
Span Sparks RD3													
League Game Q													
League Game S													
League Game F													
Hand Average	6.00	7.00	8.00	7.00	5.00	6.00	39.00	21.00	18.00		0		



Nomination	1	2	3	4	5	6	TOTAL	1st half	2nd half	Won/ Lost	Tote	Av	Rank
Pairs Cup													
Nomination RD1										N-HW			
Nomination RD2	0	7	6	5	4	9	31	13	18	N-HW		31.00	0
Nomination RD3													
Nomination Q	0	9	5	9	8	9	40	14	26	N-HL		35.50	0
Nomination S													
Nomination F													
Hand Average	0.00	8.00	5.50	7.00	6.00	9.00	35.50	13.50	22.00		0		

Presidents Cup	1	2	3	4	5	6	TOTAL	1st half	2nd half	Won/ Lost	Tote	Av	Rank
Presidents RD1	5	2	16	6	8	6	43	23	20	P-HW		43	0
Presidents RD2	8	6	8	7	8	4	41	22	19	P-AL		42	0
Presidents RD3													
Presidents Q													
Presidents S													
Presidents F													
Hand Average	6.50	4.00		6.50	8.00	5.00	42.00	22.50	19.50		0		

Grand Totals for Normal Games	1	2	3	4	5	6	TOTAL	1st half	2nd half		Tote	Av	
Total Pins on Each Hand	128	157	163	134	135	121	838	448	390		56	41.90	
GAMES PLAYED	20												
Grand Total Pins on Each Hand	141	181	198	161	163	149							
Grand Totals for ALL Games	24						993	520	473		56	41.38	

Player Stats

Neil Dexter


Ranking Position
Rough Skittles
1

 Total Games Played
 Rough Skittles - **23**

 Overall Average
 Rough Skittles - **44.83**
Ranking Position
All Comps
2

 Total Games Played
 All Comps - **28**

 Overall Average
 All Comps - **44.43**


Main Stats

Pins	Total hit
0	1
1	0
2	2
3	3
4	5
5	15
6	27
7	34
8	44
9	25
9s	1
10	0
11	0
12	3
13	1
14	5
15	1
16	1
17	0
18	0

Highest Score This Season - All Games	59
Lowest Score This Season - All Games	37
Number of Spares this Season - All Games	12
Highest Single Hand Score - All Games	16
Highest Scratchings Score - All Games	36
Lowest Scratchings Score - All Games	16
Total Number of Pins Hit - League - Stan Sparks	1031
Total Number of Pins Hit - All Competitions	1244
Total Games Played and WON	9
Total Games Played and LOST	14
Total Games Played and DRAWN	0
Total Number of 1st Half Pins Hit Rough	520
Total Number of 2nd Half Pins Hit Rough	613
Total Number of 1st Half Pins Hit All Comps	631
Total Number of 2nd Half Pins Hit All Comps	613
Token Paid	28
Tokens Won	31
Total Number of Games Played	28
Overall Average	44.43
League Games Home Win	3
League Games Home Lost	5
League Games Away Win	3
League Games Away Lost	6
League Games Home Draw	0
League Games Away Draw	0
Stan Sparks Played Home Win	0
Stan Sparks Played Home Lost	0
Stan Sparks Played Away Win	0
Stan Sparks Played Away Lost	1
Nomination Played Home Win	2
Nomination Played Home Lost	1
Nomination Played Away Win	0
Nomination Played Away Lost	0
Presidents Cup Played Home Win	1
Presidents Cup Played Home Lost	0
Presidents Cup Played Away Win	0
Presidents Cup Played Away Lost	1

Player Stats

Neil Dexter

continued

Game	1	2	3	4	5	6	TOTAL	1st half	2nd half	Won/ lost	Tote	Av	Rank
Stan Sparks RD1	7	7	8	7	7	9	45	22	23	S-AL		45.00	-3
League Game 1	8	7	6	9	8	3	41	21	20	L-HW		43.00	-4
League Game 2	2	9	7	8	8	8	42	18	24	L-AW		42.67	-5
League Game 3	4	9	6	7	7	5	38	19	19	L-HL		41.50	-5
Stan Sparks RD2												41.50	-5
League Game 4	5	7	6	6	6	7	37	18	19	L-AL		40.60	-4
League Game 5												40.60	-4
League Game 6	9	2	7	8	9	9	44	18	26	L-AL		41.17	-4
League Game 7	7	6	5	8	9	3	38	18	20	L-HL		40.71	-4
Stan Sparks RD3												40.71	-4
League Game 8	6	8	6	8	7	14	49	20	29	L-AW		41.75	-4
League Game 9	6	4	6	8	8	9	41	16	25	L-HL		41.67	-4
Stan Sparks QF												41.67	-4
League Game 10												41.67	-4
League Game 11	8	8	9	8	4	12	49	25	24	L-AL		42.40	-3
League Game 12												42.40	-3
Stan Sparks SF												42.40	-3
League Game 13	6	5	7	7	8	7	40	18	22	L-AL		42.18	-3
Stan Sparks F												42.18	-3
League Game 14	9	15	12	8	7	8	59	36	23	L-AW	6	43.58	-1
League Game 15	7	6	7	8	7	6	41	20	21	L-HL		43.38	-1
League Game 16												43.38	-2
League Game 17	6	14	6	9	14	7	56	26	30	L-HL	5	44.29	-1
League Game 18	7	5	14	6	5	6	43	26	17	L-AL		44.20	-3
League Game 19	8	16	7	7	9	6	53	31	22	L-HW		44.75	-2
League Game 20	8	4	9	5	7	6	39	21	18	L-AL		44.41	-2
League Game 21	8	7	8	7	7	8	45	23	22	L-HW		44.44	-2
League Game 22	6	8	8	5	8	7	42	22	20	L-AL		44.32	-2
League Game 23	12	13	5	7	5	7	49	30	19	L-HW		44.55	-2
League Game 24	6	7	5	9	9	8	44	18	26	L-HW		44.52	-2
League Game 25												44.52	-2
League Game 26	8	8	9	7	5	8	45	25	20	L-HL		44.55	-2
League Game 27	14	9	6	9	8	5	51	29	22	L-AL	8	44.83	-1
Hand Average	7.26	8.00	7.35	7.43	7.48	7.30	44.83	22.61	22.44		19		

Span Sparks	1	2	3	4	5	6	TOTAL	1st half	2nd Half	Won/ Lost	Tote	Av	Rank
Span Sparks RD1	7	7	8	7	7	9	45	22	23	S-AL		45	-3
Span Sparks RD2													
Span Sparks RD3													
League Game Q													
League Game S													
League Game F													
Hand Average	7.00	7.00	8.00	7.00	7.00	9.00	45.00	22.00	23.00		0		




Nomination	1	2	3	4	5	6	TOTAL	1st half	2nd half	Won/ Lost	Tote	Av	Rank
Pairs Cup	8	8	8		8	7		24		5th		48.00	
Nomination RD1										N-HW			
Nomination RD2	6	4	8	8	5	9	40	18	22	N-HW		40.00	0
Nomination RD3													
Nomination Q	9	8	9	0	8	9	43	26	17	N-HL	6	41.50	0
Nomination S													
Nomination F													
Hand Average	7.67	6.67	8.33	5.67	7.00	8.33	43.67	22.67	21.00		6		

Presidents Cup	1	2	3	4	5	6	TOTAL	1st half	2nd half	Won/ Lost	Tote	Av	Rank
Presidents RD1	6	8	5	6	8	6	39	19	20	P-HW		39	0
Presidents RD2	6	9	9	3	8	8	43	24	19	P-AL	6	41	0
Presidents RD3													
Presidents Q													
Presidents S													
Presidents F													
Hand Average	6.00	8.50	7.00	4.50	8.00	7.00	41.00	21.50	19.50		6		

Grand Totals for Normal Games	1	2	3	4	5	6	TOTAL	1st half	2nd half		Tote	Av	
Total Pins on Each Hand	167	184	169	171	172	168	1031	520	511		19	44.83	
GAMES PLAYED	23												
Grand Total Pins on Each Hand	202	221	208	197	209	207							
Grand Totals for ALL Games	28						1244	631	613		31	44.43	

Player Stats

Graeme Hyde


Ranking Position
Rough Skittles
4

 Total Games Played
 Rough Skittles - **20**

 Overall Average
 Rough Skittles - **42.05**
Ranking Position
All Comps
5

 Total Games Played
 All Comps - **23**

 Overall Average
 All Comps - **41.13**


Main Stats

Pins	Total hit
0	0
1	1
2	1
3	2
4	9
5	17
6	25
7	37
8	27
9	13
9s	0
10	1
11	1
12	0
13	3
14	1
15	0
16	0
17	0
18	0

Highest Score This Season - All Games	54
Lowest Score This Season - All Games	31
Number of Spares this Season - All Games	7
Highest Single Hand Score - All Games	14
Highest Scratchings Score - All Games	29
Lowest Scratchings Score - All Games	14
Total Number of Pins Hit - League - Stan Sparks	841
Total Number of Pins Hit - All Competitions	946
Total Games Played and WON	7
Total Games Played and LOST	13
Total Games Played and DRAWN	0
Total Number of 1st Half Pins Hit Rough	413
Total Number of 2nd Half Pins Hit Rough	484
Total Number of 1st Half Pins Hit All Comps	462
Total Number of 2nd Half Pins Hit All Comps	484
Token Paid	23
Tokens Won	0
Total Number of Games Played	23
Overall Average	41.13
League Games Home Win	3
League Games Home Lost	4
League Games Away Win	2
League Games Away Lost	7
League Games Home Draw	0
League Games Away Draw	0
Stan Sparks Played Home Win	0
Stan Sparks Played Home Lost	0
Stan Sparks Played Away Win	0
Stan Sparks Played Away Lost	1
Nomination Played Home Win	1
Nomination Played Home Lost	0
Nomination Played Away Win	0
Nomination Played Away Lost	0
Presidents Cup Played Home Win	1
Presidents Cup Played Home Lost	0
Presidents Cup Played Away Win	0
Presidents Cup Played Away Lost	1

Player Stats

Graeme Hyde

continued

Game	1	2	3	4	5	6	TOTAL	1st half	2nd half	Won/ lost	Tote	Av	Rank
Stan Sparks RD1	7	6	7	8	13	7	48	20	28	S-AL		48.00	-1
League Game 1	7	5	9	11	8	8	48	21	27	L-HW		48.00	-1
League Game 2												48.00	-2
League Game 3	8	6	5	5	4	7	35	19	16	L-HL		43.67	-2
Stan Sparks RD2												43.67	-2
League Game 4	8	8	6	6	8	7	43	22	21	L-AL		43.50	-2
League Game 5	9	3	7	9	7	6	41	19	22	L-HL		43.00	-2
League Game 6												43.00	-2
League Game 7	5	6	6	5	4	9	35	17	18	L-HL		41.67	-3
Stan Sparks RD3												41.67	-3
League Game 8	8	9	5	5	9	7	43	22	21	L-AW		41.86	-3
League Game 9												41.86	-3
Stan Sparks QF												41.86	-3
League Game 10	6	4	6	7	9	9	41	16	25	L-AL		41.75	-3
League Game 11	4	8	7	5	5	4	33	19	14	L-AL		40.78	-6
League Game 12												40.78	-6
Stan Sparks SF												40.78	-6
League Game 13	5	8	6	6	7	7	39	19	20	L-AL		40.60	-6
Stan Sparks F												40.60	-6
League Game 14	7	13	7	8	8	5	48	27	21	L-AW		41.27	-6
League Game 15	7	7	7	7	7	8	43	21	22	L-HL		41.42	-4
League Game 16	6	9	6	8	8	5	42	21	21	L-AL		41.46	-4
League Game 17												41.46	-4
League Game 18	6	9	8	7	10	14	54	23	31	L-AL		42.36	-4
League Game 19	5	9	8	7	5	7	41	22	19	L-HW		42.27	-4
League Game 20	6	6	5	7	6	6	36	17	19	L-AL		41.88	-4
League Game 21	13	9	7	6	8	9	52	29	23	L-HW		42.47	-4
League Game 22	8	7	4	8	8	4	39	19	20	L-AL		42.28	-4
League Game 23	8	4	6	7	6	6	37	18	19	L-HW		42.00	-5
League Game 24												42.00	-5
League Game 25												42.00	-5
League Game 26												42.00	-5
League Game 27	7	7	8	8	7	6	43	22	21	L-AL		42.05	-4
Hand Average	7.00	7.15	6.50	7.00	7.35	7.05	42.05	20.65	21.65		0		

Span Sparks	1	2	3	4	5	6	TOTAL	1st half	2nd Half	Won/ Lost	Tote	Av	Rank
Span Sparks RD1	7	6	7	8	13	7	48	20	28	S-AL		48	-1
Span Sparks RD2													
Span Sparks RD3													
League Game Q													
League Game S													
League Game F													
Hand Average	7.00	6.00	7.00	8.00		7.00	48.00	20.00	28.00		0		



Nomination	1	2	3	4	5	6	TOTAL	1st half	2nd half	Won/ Lost	Tote	Av	Rank
Pairs Cup	1	7	7	7	2	7	31	15	16	5th		31.00	
Nomination RD1										N-HW			
Nomination RD2													
Nomination RD3													
Nomination Q													
Nomination S													
Nomination F													
Hand Average	1.00	7.00	7.00	7.00	2.00	7.00	31.00	15.00	16.00		0		

Presidents Cup	1	2	3	4	5	6	TOTAL	1st half	2nd half	Won/ Lost	Tote	Av	Rank
Presidents RD1	7	6	7	6	3	7	36	20	16	P-HW		36	0
Presidents RD2	5	4	5	8	8	8	38	14	24	P-AL		37	0
Presidents RD3													
Presidents Q													
Presidents S													
Presidents F													
Hand Average	6.00	5.00	6.00	7.00	5.50	7.50	37.00	17.00	20.00		0		

Grand Totals for Normal Games	1	2	3	4	5	6	TOTAL	1st half	2nd half		Tote	Av	
Total Pins on Each Hand	140	143	130	140	147	141	841	413	428		0	42.05	
GAMES PLAYED	20												
Grand Total Pins on Each Hand	153	160	149	161	160	163							
Grand Totals for ALL Games	23						946	462	484		0	41.13	

Player Stats

Adrian Tavener



Ranking Position Rough Skittles

7

Total Games Played
Rough Skittles - **19**

Overall Average
Rough Skittles - **39.53**

Ranking Position All Comps

7

Total Games Played
All Comps - **23**

Overall Average
All Comps - **38.78**



Main Stats

Pins	Total hit
0	1
1	1
2	0
3	5
4	11
5	20
6	41
7	21
8	25
9	8
9s	0
10	0
11	0
12	1
13	1
14	3
15	0
16	0
17	0
18	0

Highest Score This Season - All Games	50
Lowest Score This Season - All Games	28
Number of Spares this Season - All Games	5
Highest Single Hand Score - All Games	14
Highest Scratchings Score - All Games	24
Lowest Scratchings Score - All Games	12
Total Number of Pins Hit - League - Stan Sparks	751
Total Number of Pins Hit - All Competitions	892
Total Games Played and WON	6
Total Games Played and LOST	14
Total Games Played and DRAWN	0
Total Number of 1st Half Pins Hit Rough	360
Total Number of 2nd Half Pins Hit Rough	473
Total Number of 1st Half Pins Hit All Comps	419
Total Number of 2nd Half Pins Hit All Comps	473
Token Paid	23
Tokens Won	13
Total Number of Games Played	23
Overall Average	38.78
League Games Home Win	1
League Games Home Lost	5
League Games Away Win	2
League Games Away Lost	6
League Games Home Draw	0
League Games Away Draw	0
Stan Sparks Played Home Win	0
Stan Sparks Played Home Lost	0
Stan Sparks Played Away Win	0
Stan Sparks Played Away Lost	1
Nomination Played Home Win	2
Nomination Played Home Lost	1
Nomination Played Away Win	0
Nomination Played Away Lost	0
Presidents Cup Played Home Win	1
Presidents Cup Played Home Lost	0
Presidents Cup Played Away Win	0
Presidents Cup Played Away Lost	1

Player Stats

Adrian Tavener

continued

Game	1	2	3	4	5	6	TOTAL	1st half	2nd half	Won/lost	Tote	Av	Rank
Stan Sparks RD1	8	5	6	7	8	8	42	19	23	S-AL		42.00	-5
League Game 1												42.00	-6
League Game 2	7	6	7	6	14	9	49	20	29	L-AW		45.50	-3
League Game 3	5	5	7	6	5	6	34	17	17	L-HL		41.67	-4
Stan Sparks RD2												41.67	-4
League Game 4	5	8	5	6	6	6	36	18	18	L-AL		40.25	-6
League Game 5												40.25	-5
League Game 6	7	7	6	8	7	9	44	20	24	L-AL		41.00	-5
League Game 7	5	7	6	6	7	4	35	18	17	L-HL		40.00	-5
Stan Sparks RD3												40.00	-5
League Game 8												40.00	-5
League Game 9	5	7	5	3	6	7	33	17	16	L-HL		39.00	-7
Stan Sparks QF												39.00	-7
League Game 10	6	3	7	6	5	6	33	16	17	L-AL		38.25	-7
League Game 11												38.25	-7
League Game 12												38.25	-7
Stan Sparks SF												38.25	-7
League Game 13	6	5	5	4	8	6	34	16	18	L-AL		37.78	-7
Stan Sparks F												37.78	-7
League Game 14	6	7	7	6	6	8	40	20	20	L-AW		38.00	-7
League Game 15												38.00	-7
League Game 16	7	8	3	6	12	14	50	18	32	L-AL		39.09	-7
League Game 17	5	6	13	9	6	9	48	24	24	L-HL		39.83	-7
League Game 18	6	5	8	8	4	7	38	19	19	L-HL		39.69	-7
League Game 19												39.69	-7
League Game 20	6	7	6	3	6	9	37	19	18	L-AL		39.50	-7
League Game 21	8	7	5	6	6	9	41	20	21	L-HW		39.60	-7
League Game 22	8	5	4	7	6	6	36	17	19	L-AL		39.38	-7
League Game 23	6	6	8	4	8	8	40	20	20	L-HW		39.41	-7
League Game 24	9	6	8	4	6	8	41	23	18	L-HW		39.50	-7
League Game 25												39.50	-7
League Game 26												39.50	-7
League Game 27	5	6	8	6	8	7	40	19	21	L-AL		39.53	-7
Hand Average	6.32	6.11	6.53	5.84	7.05	7.68	39.53	18.95	20.87		0		

Span Sparks	1	2	3	4	5	6	TOTAL	1st half	2nd Half	Won/ Lost	Tote	Av	Rank
Span Sparks RD1	8	5	6	7	8	8	42	19	23	S-AL		42	-5
Span Sparks RD2													
Span Sparks RD3													
League Game Q													
League Game S													
League Game F													
Hand Average	8.00	5.00	6.00	7.00	8.00	8.00	42.00	19.00	23.00		0		

Nomination	1	2	3	4	5	6	TOTAL	1st half	2nd half	Won/ Lost	Tote	Av	Rank
Pairs Cup													
Nomination RD1										N-HW			
Nomination RD2	8	3	4	4	14	8	41	15	26	N-HW	13	41.00	0
Nomination RD3													
Nomination Q	8	4	0	5	8	9	34	12	22	N-HL		37.50	0
Nomination S													
Nomination F													
Hand Average	8.00	3.50	2.00	4.50		8.50	37.50	13.50	24.00		13		

Presidents Cup	1	2	3	4	5	6	TOTAL	1st half	2nd half	Won/ Lost	Tote	Av	Rank
Presidents RD1	4	6	6	1	4	7	28	16	12	P-HW		28	0
Presidents RD2	5	5	6	8	6	8	38	16	22	P-AL		33	0
Presidents RD3													
Presidents Q													
Presidents S													
Presidents F													
Hand Average	4.50	5.50	6.00	4.50	5.00	7.50	33.00	16.00	17.00		0		

Grand Totals for Normal Games	1	2	3	4	5	6	TOTAL	1st half	2nd half		Tote	Av	
Total Pins on Each Hand	120	116	124	111	134	146	751	360	391		0	39.53	
GAMES PLAYED	19												
Grand Total Pins on Each Hand	145	134	140	129	166	178							
Grand Totals for ALL Games	23						892	419	473		13	38.78	

League & Cup Results

Thursday 27th. August - 1st round of The Stan Sparks Cup

Cupid Stunts v Liquor + Poker

Venue: Half Moon, Stoke sub Hamdon

Lost By: 28 Highest: Graeme Hyde 48 Lowest: Lee Collett 39

Thursday 3rd. September - Home - League Match 1

Liquor + Poker v Stoke Rangers

(Stoke W.M.C old alley)

Win: 42 Highest: Graeme Hyde 48 Lowest: Lee Chapman 30

Thursday 10th. September - Away - League Match 2

Under Pressure v Liquor + Poker

Venue: Johnson Park Sports Club

Win: 21 Highest: Mark Bowditch 50 Lowest: Steve Clark 40

Thursday 17th. September - Home - League Match 3

Liquor + Poker v 3 Cheers 4

(Halfway House)

Lost By: 21 Highest: Neil Dexter 38 Lowest: Lee Chapman 27

Thursday 24th. September - Away - League Match 4

Outcasts v Liquor + Poker

Venue: The Royal Standard

Lost By: 24 Highest: Graeme Hyde 43 Lowest: Ade Tavener 36

Thursday 1st. October - Home - League Match 5

Liquor + Poker v Friday Rejects

(Reckleford Snooker Club)

Lost by: 12 Highest: Mark Bowditch Graeme Hyde 41 Lowest: Lee Collett 29

Thursday 8th. October - Away - League Match 6

Porn Stars v Liquor + Poker

Venue: The Bell Inn

Lost By: 10 Highest: Rob Britton 47 Lowest: Lee Chapman 36

Thursday 15th. October - The Final of The Captains Cup.

Lee Collett Score:43

Thursday 22nd. October - Home - League Match 7

Liquor + Poker v Jacket Spuds

(Conservative Club, Yeovil)

Lost By: 10 Highest: Lee Collett 43 Lowest: Steve Clark 32

Thursday 29th. October - Away - League Match 8
Ball Boys v Liquor + Poker
Venue: Johnson Park Sports Club
Win By:27 Highest: Lee Collett 50 Lowest: Graeme Hyde 43

Thursday 5th. November - Home - League Match 9
Liquor + Poker v Six Amigos
(West Coker Club)
Lost By: 22 Highest: Lee Collett 46 Lowest: Lee Chapman 31

Thursday 12th. November – Home - First round of The Nomination Cup
Liquor + Poker v Flop Em Drop Em
(The Milford Inn)
Win/Lost By: Highest: Lowest:
FLOP EM DROP EM have withdrawn from the League
We are in Round 2

Thursday 19th. November - Away - League Match 10
“B” Team v Liquor + Poker
Venue: Stoke WM Club (new alley)
Lost By: 38 Highest: Steve Clark 56 Lowest: Adrian Tavener 33

Thursday 26th. November - Home - League Match 11
Let Em Roll v Liquor + Poker
Venue: Foresters Arms
Lost By: 10 Highest: Neil Dexter 49 Lowest: Graeme Hyde 33

Thursday 3rd. December - Home - League Match 12
Liquor + Poker v Stokies
(Stoke WM Club)
Stokies have withdrawn from the League

Thursday 10th. December. – Second round of The Nomination Cup & Plate.
Home vs TNT (Div 2)
Win By: 44 Highest: Ade Tavener 41 Lowest: Lee Chapman 27

Thursday 17th. December - Away - League Match 13
Anthill Mob v Liquor + Poker
Venue: Royal Marine
Lost By: 9 Highest: Steve Clark 42 Lowest: Adrian Tavener 34

League & Cup

Results continued

Thursday 7th. January 2010 - Away - League Match 14
was postponed due to snow and played on Tues 23rd March

Stoke Rangers v Liquor + Poker

Venue: Stoke W.M.C old alley

Win: 9 Highest: Neil Dexter 59 Lowest: Lee Chapman 39

Thursday 14th. January - Home - League Match 15

Liquor + Poker v Under Pressure

(Johnson Park Sports Club)

Lost By: 8 Highest: Rob Britton 45 Lowest: Steve Clark 40

Tuesday 19th. January - Third Round of the Nomination Cup

Away vs Porn Stars

Venue: The Bell Inn, Yeovil

Won by default - Porn Stars could not get a full team

Thursday 21st. January - Away - League Match 16

3 Cheers 4 v Liquor + Poker

Venue: Halfway House

Lost By: 2 Highest: Rob Britton 54 Lowest: Lee Chapman 37

Thursday 28th. January - Home - League Match 17

Liquor + Poker v Outcasts

(The Royal Standard)

Lost By: 12 Highest: Neil Dexter 56 Lowest: Tom Clark 33

Thursday 4th. February - Away - League Match 18

Friday Rejects v Liquor + Poker

Venue: Reckleford Snooker Club

Lost By: 9 Highest: Mark Bowditch 60 Lowest: Adrian Tavener 38

Thursday 11th. February. - The Final of The Pairs Cup

Neil Dexter: 8 8 8 [9] 8 7 - 48

Graeme Hyde - 1 7 7 7 2 7 - 31

Total - 79 Finished: 5th

Thursday 18th. February - Home - League Match 19

Liquor + Poker v Porn Stars

(The Bell Inn)

Win: 26 Highest: Mark Bowditch 58 Lowest: Lee Chapman 36

Tuesday 23rd. February. – Home
(but ended up playing at Stoke) - Quarter - Final of The Nomination Cup

Liquor + Poker vs B Team

(Stoke WMC)

Lost By: 3 on an Extra Hand Shootout after tied Game

Highest: Neil Dexter 43 Lowest: Lee Chapman 20

Thursday 25th. February - Away - League Match 20

Jacket Spuds v Liquor + Poker

Venue: Conservative Club, Yeovil

Lost By: 6 Highest: Rob Britton 44 Lowest: Graeme Hyde (Bday Boy) 36

Thursday 4th. March - Home - League Match 21

Liquor + Poker v Ball Boys

(Johnson Park Sports Club)

Win By: 14 Highest: Steve Clark Graeme Hyde 52

Lowest: Lee Collett Adrian Tavener 41

Thursday 11th. March - Away - League Match 22

Six Amigos v Liquor + Poker

Venue: West Coker Club

Lost By: 45 Highest: Neil Dexter 43 Lowest: Lee Chapman 27

Thursday 18th. March - Home - League Match 23

Liquor + Poker v "B" Team

(Stoke WM Club)

Win by: 24 Highest: Lee Collett 51 Lowest: Graeme Hyde 37

Thursday 25th. March - Home - League Match 24

Liquor + Poker v Let Em Roll

(Foresters Arms)

Win: 26 Highest: Rob Britton 49 Lowest: Steve Clark 39

Thursday 8th. April - Away - League Match 25

STOKIES have withdrawn from the league - No Game

Stokies v Liquor + Poker

Venue: Stoke WM Club new alley

League & Cup

Results continued

Thursday 15th. April – Home - First round of The Presidents Cup

Liquor + Poker v The Full Monty

(The Phelps Arms)

Win: 47 Highest: Rob Britton 44 Lowest: Adrian Tavener 28

Thursday 22nd. April - Home - League Match 26

Liquor + Poker v Anthill Mob

(Royal Marine, Yeovil)

Lost By: 15 Highest: Rob Britton 50 Lowest: Lee Collett and Steve Clark 37

Thursday 29th. April – Second round of The Presidents Cup.

Armadillos v Liquor + Poker

Venue: Montacute W.M.C

Win/Lost By: Highest: Lowest:

Thursday 6th. May - Division 1 Survival Match

Liquor + Poker v Porn Stars

[The Bell Inn]

Venue: Johnson Park - top alley

Lost: 9 Highest: Neil Dexter 51 Lowest: Lee Collett 39

Cup Runs

Stan Sparks Cup

RD 1 Lost Away vs Cupid Stunts (Div2) by 28 pins

Nomination Cup

RD 1 Win Home vs Flop Em Drop Em (Div3) walkover
RD 2 Win Home vs Porn Stars (Div1) Walkover
Quarter Final Lost Home vs B Team (Div1) by 3 pins after a playoff

Presidents Cup

RD 1 Win Home vs The Full Monty (Div3) by 47
RD 2 Lost Away vs Armadillos (Div3) by 1

Captains Cup

Lee Collett

Pairs Cup

Graeme Hyde 31 Neil Dexter 48 - Total 79 pins 5th Place

Home & Away Record

Halfway House, Chilthorne Domer
Home: LOST | Away: LOST

Division 3						
Pos	Team	Games	Points	For	Against	Diff
1	Pete's Pirates	22	26	5745	5515	230
1	Dangle Berries	22	26	5464	5359	105
3	Yeovil Sports Club	22	24	5606	5673	-67
4*	Odd 1 Out	22	23	5829	5265	564
4	Halfway Lads	22	23	5467	5412	55
6	Nick's Nymphs	22	22	5167	5153	14
7	Monkey's Nuts	22	20	5189	5420	-231
8*	Armadillos	22	18	5515	5463	52
8	Lynx	22	18	5315	5428	-113
10*	Fumbduckers	22	14	5576	5492	84
10*	Pee Weets	22	14	5179	5320	-141
12	The Full Monty	22	2	4722	5274	-552
** 16pts Deducted * 6pts Deducted Flop Em Deducted - Withdrawn from League						